

SUNDEW, *Drosera rotundifolia* and *Drosera intermedia*

The leaves are covered with reddish gland-bearing hairs that exude a sticky juice for capturing insects. The leaves of *D. rotundifolia* are round in shape while those of *D. intermedia* are spatula-shaped. The white flowers form a one-sided cluster on a stem 5-12 cm high. They open at a time and bloom in July.



BUCKBEAN, *Menyanthes trifoliata*


The flowers are white and have fuzzy beards on petals. The 3 oval leaflets emerge from the mud or shallow water. Height: 10-30 cm. Blooms in June and July.



BLUE FLAG, *Iris versicolor*

The leaves are sword-shaped with parallel veins. Flowers are showy with down-curved violet sepals that are boldly veined with deep purple on yellow. Blooms in June and July. Height: 0.5-1 meters.

Some Peatland Flowers



Opposite:

PITCHER PLANT, *Sarracenia purpurea*

The pitcher shaped leaves are distinctive - they are usually half filled with water and the flaring lips are lined with downward pointing hairs that help capture insects. The burgandy flowers are on stalks 20-60 cm high and bloom in June and July, Floral emblem of Newfoundland.

PEATLANDS

Peatlands areas are common in Newfoundland. They include bogs, fens, swamps and marshes. Most of the plants illustrated in this pamphlet are from the bog habitat, which comprises about 17 per cent of the total land area of the island. Bogs are wet, lack good drainage and are acidic. Peat moss (*Sphagnum* spp.) is the most common plant, giving bogs a characteristic spongy substrate.

Prepared by Glen Ryan, May 1978




If you do not wish to keep this brochure, please return it to the park checkpoint to assist us in our conservation efforts.




SCENT-BOTTLE ORCHID, *Platanthera dilatata*

The leaves are long and linear, clasping the stem at the base. Flowers are white, fragrant, in a dense cylindrical cluster. Blooms in July and August. Height: 0.3-1 m.



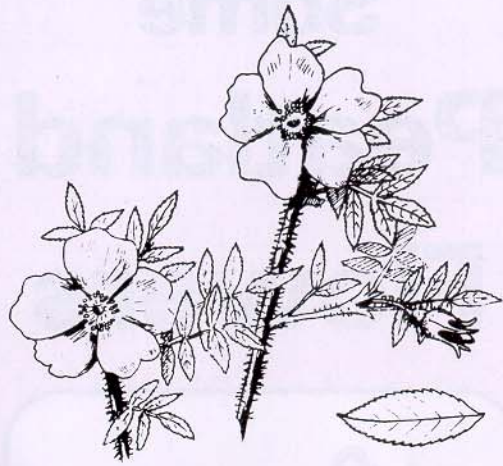
COTTON GRASS, *Eriophorum* spp.

Note the white plumes of silky bristles that surround the fruit. Flowers are minute and brown-green. A member of the sedge family, having triangular stems. Leaves are glass-like. Height: 0.3-1 m. Ten species occur in Newfoundland.



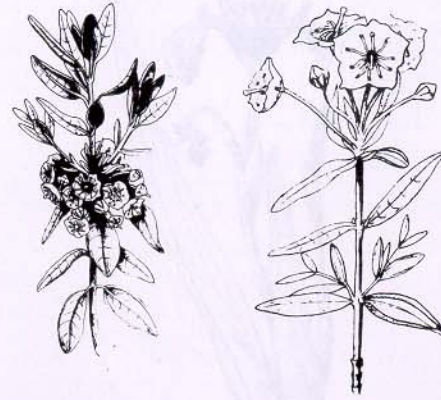
Dept. of Environment and Conservation
Government of Newfoundland and Labrador

Publication Number 13



NORTHEASTERN ROSE, *Rosa nitida*

A low shrub up to 1 m high. Note that the new stems are densely covered with bristles. Leaves are divided into 7-9 leaflets. Flowers are deep pink and fragrant, blooming in July. Fruit are scarlet "hips".

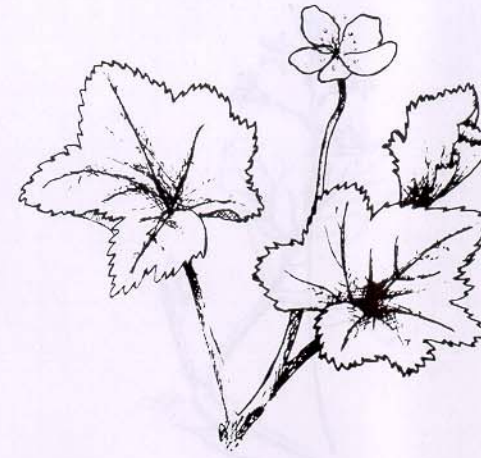


LAMBKILL, *Kalmia angustifolia*

An evergreen shrub up to 1 m tall. Leaves are usually in whorls of three, shiny above and pale green beneath. The lateral clusters of rose-pink flowers from late June to August.

BOG LAUREL, *Kalmia polifolia*

A low evergreen shrub with opposite dark green shiny leaves that are whitened beneath. Flowers are deep pink, in terminal clusters; blooms in June.



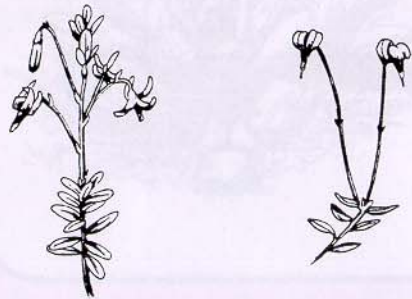
BAKE-APPLE, CLOUDBERRY, *Rubus chamaemorus*

A herbaceous member of the raspberry group with creeping stems, 5-lobed leaves, and edible, amber-colored fruit. The white flowers are solitary on shoots 8-20 cm high. Blooms in June.



LABRADOR TEA, *Ledum groenlandicum*

An evergreen shrub usually less than 1m high. The alternate leaves are leathery and have distinctive dense rusty hairs beneath. Flowers are creamy-white, in terminal clusters, and bloom from mid-June to August.



LARGE CRANBERRY, *Vaccinium macrocarpon*

A trailing evergreen shrub. The small oval leaves have rounded tips. Flowers are pink, the four petals recurved back forming a "beak". Note the leafy shoot extending beyond the flowers. Blooms in July and August. Fruit are edible, dark red berries.

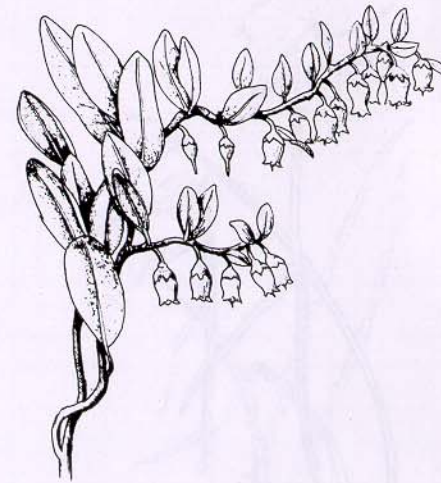
SMALL CRANBERRY, *Vaccinium oxycoccus*

Similar to Large Cranberry. Leaves have pointed tips. Flower clusters arise from the ends of the branches. There is no leafy extension beyond the flowers. Blooms from June to August. Fruit are edible, pale and speckled at first, red later.



BOG ROSEMARY, *Andromeda glaucophylla*

A low, evergreen shrub. The leaves are alternate, narrow and linear, dull green above and whitened beneath. The urn-shaped flowers are pink or white and bloom in June and July.



LEATHERLEAF, *Chamaedaphne calyculata*

An evergreen shrub up to 1 m tall. New shoots are covered with minute scurfy scales. The alternate leaves are leathery and scurfy with scales. The white, bell-shaped flowers bloom from mid-May to June.



BUTTERWORT, *Pinguicula vulgaris*

The solitary purple flower, on a stem 5-15 cm tall, looks like a violet. Blooms in June. The leaves are rolled in at the edges and form a basal rosette. The sticky leaf surface captures insects which are then used for part of the nutrient requirement of the butterwort.